

BUS

THE BUS MENU IS ONLY TO BE ACCESSED ON THE ACTUATORS EQUIPPED WITH A BUS CARD.

THE MODIFICATION OF THE BUS PARAMETER IS DONE THROUGH LOCAL CONTROLS AND THE INTELLISOFT.

How : Select CHECK/FIELDBUS or CHANGE/FIELDBUS in the menu.

The bus cards will be automatically detected by the Intelli+.

Activation or disactivation of the command by fieldbus is possible.

- **If command by fieldbus = no** : control is wired and signaling is by relay. The fieldbus communication is functional for the signaling but no command is possible.
- **If command by fieldbus = yes** : fieldbus allows control and signaling. Wired control allow data transmission on the bus. Relays are controlled by the bus.


To modify this command :

Select **change** in the MENU and confirm by **OK**.

Select **fieldbus** in the menu CHANGE and confirm by **OK**.

Select **cmd by fieldbus** in the menu BUS and confirm by **OK**.

Select **(yes) or (no)** and confirm by **OK**.



1 BUS MODBUS RTU (NR1118)

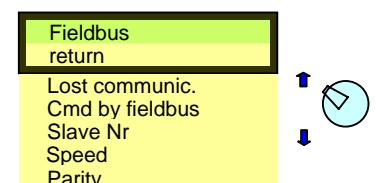
1.1 Configurable parameters :

- Speed : 1200/2400/4800/9600/19200/38400/50000.
- N°Slave : 1 to 247.
- Parity : None/Even/Odd.
- Lost Communication : Opening/Stayput/Closing.

To configure parameters :

Select **change** in the MENU and confirm by **OK**.

Select **fieldbus** in the menu CHANGE and confirm by **OK**.



1.2 Default parameters :

Speed : 9600 Bauds.

N°slave : 1.

Parity : None.

Lost communication : Stayput.

2 BUS DEVICENET (NR1123)

2.1 Configurable parameters :


- Speed : 125k/250k/500k.
- N°slave : 1-63.
- Lost communication* : Opening/Stayput/Closing.

* : Lost communication is detected when the slave is not questioning for 20 seconds.

To configure parameters :

Select **change** in the MENU and confirm by **OK**.

Select **fieldbus** in the menu CHANGE and confirm by **OK**.



2.2 Default parameters :

Speed : 125k.

N°slave : 1.

Lost communication : Stayput.

3 BUS PROFIBUS DP (NR1117)

Communication speed is set automatically.


3.1 Configurable parameters :

- Lost communication : Opening/Stayput/Closing.
- Number of slaves (1-99) is configurable with switches which are on the board.

To configure parameters :

Select **change** in the MENU and confirm by **OK**.

Select **fieldbus** in the menu CHANGE and confirm by **OK**.



3.2 Default parameters :

N°slave : 2.

Lost communication : Stayput.

4 BUS INTELLIBUS PDP (PROFIBUS DPV1 NR1136)

Communication speed is set automatically.


4.1 Configurable parameters :

- Lost communication : Opening/Stayput/Closing.
- Number of slaves (1-125) is configurable with local control or Intellisoft.

To configure parameters :


Select **change** in the MENU and confirm by **OK**.

Select **fieldbus** in the menu CHANGE and confirm by **OK**.



Select **Slave Nr** in the menu BUS and confirm by **OK**.

Indicate slave number and confirm by **OK**.



4.2 Default parameters :

N°slave : 2.

Lost communication : Stayput.